

Falun Round Dining Table

Assembly Instructions

Getting Started

Warnings

Please keep these instructions for future reference.

Please do not stand or sit on your furniture.

When unboxing, use the packaging as a protective surface to prevent damage.

Please periodically check fittings and tighten if necessary.

Please keep children away from the construction area and from small fittings.

We Recommended

We suggest you to read through and fully understand instructions before getting started.

Please check that all components are included before assembly.

We recommend that you assemble this piece in the room intended for use.

Please ensure you have sufficient space for construction.

Please ensure the product is fully assembled as indicated within these instructions and that all fittings are tightened before use.

Not Recommended


Please do not drag furniture, dragging can damage joints.

Please do not allow children to climb on furniture

Number of people required to assemble


Two people are required to assemble this piece

Time to assemble

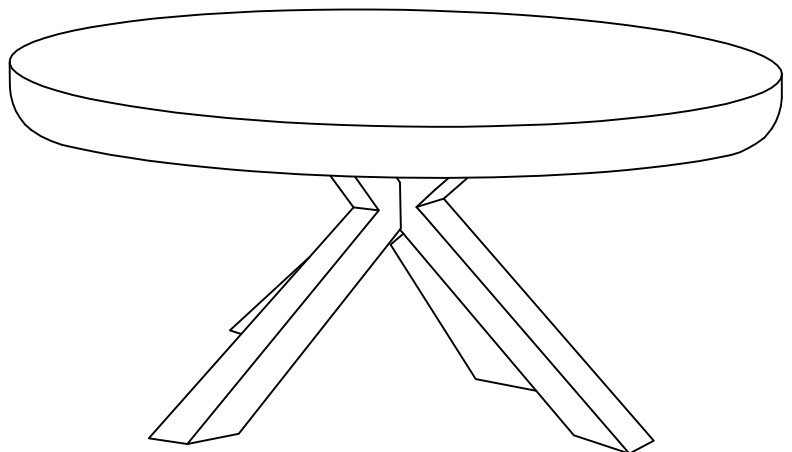
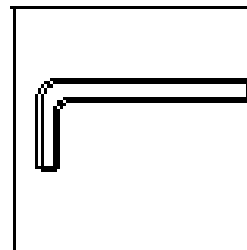


20 minutes

Number of people

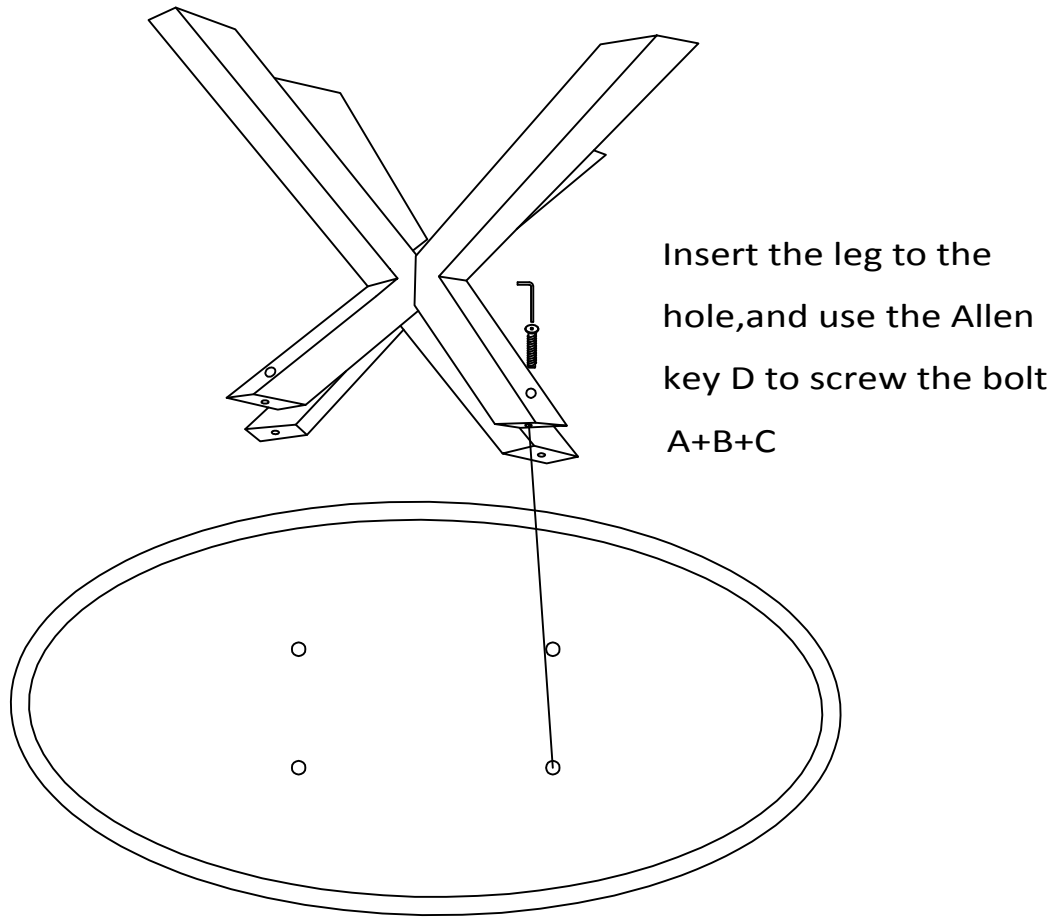


Tools Supplied

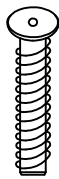


Falun Round Dining Table

Assembly Instructions



A



x4 pcs

B



x4 pcs

C



x4 pcs

D



x1 pcs