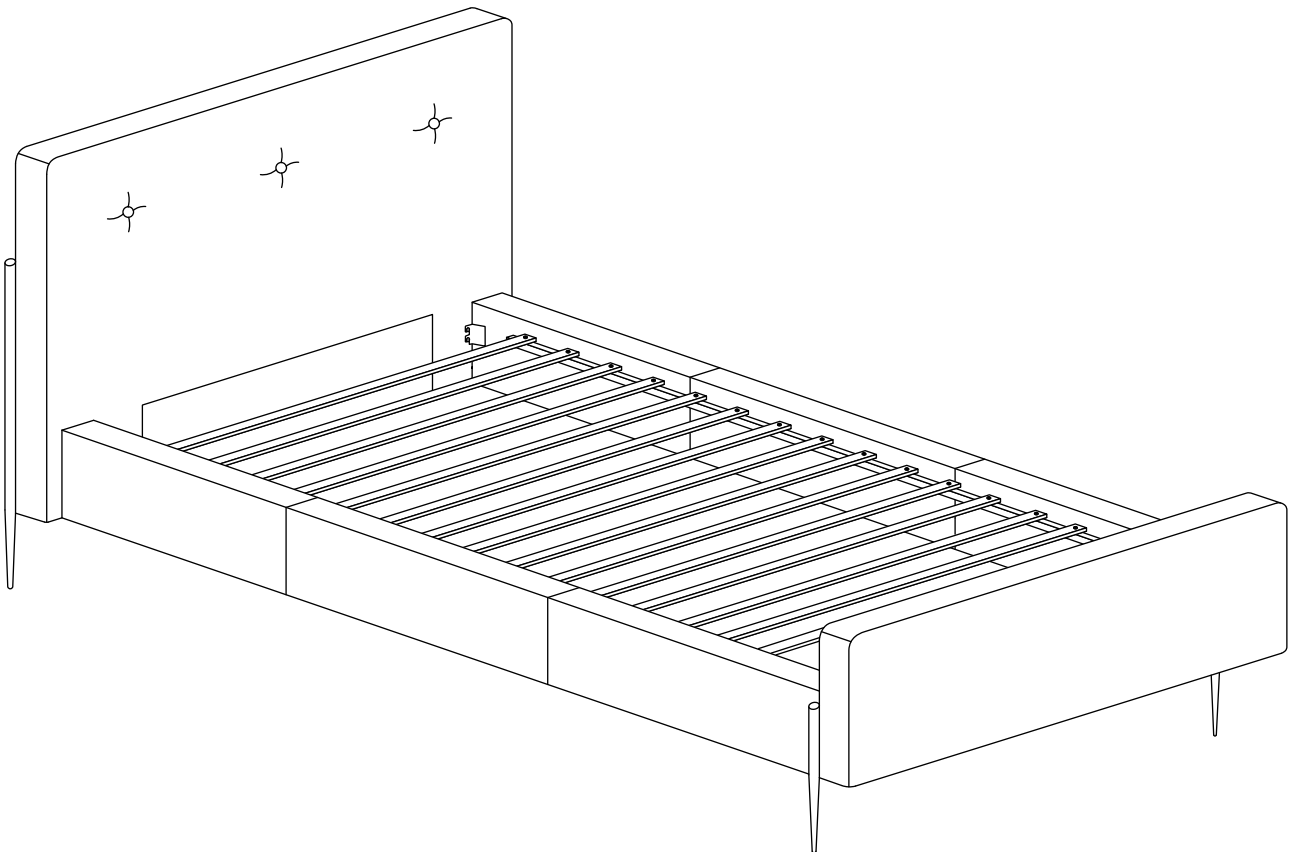


ARNOLD 3FT BED

Made Exclusively for
Harvey Norman[®]



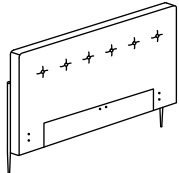
ASSEMBLY MANUAL

ARNOLD 3FT BED

Made Exclusively for **Harvey Norman**

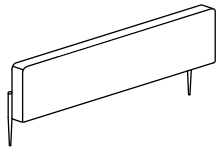
LIST OF AVAILABLE ASSEMBLY PARTS

A



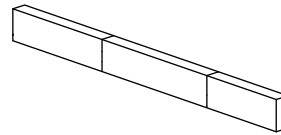
Headboard
x 01

B




Footboard
x 01

C



Side Rail
x 02

D



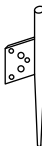
Slat
x 15

E



Bed Leg - Headboard
x 02

F



Bed Leg - Footboard
x 02

1



JCBB M8 X 35mm
x 08

2



JCBC M6 X 25mm
x 10

3



JCBC M6 X 40mm
x 06

4



Spring washer 5/16"
x 24

5



Flat washer 5/16"
x 18

6



Flat washer 1/16"
x 06

7



CSK M4 X 20mm
x 16

8



CSK M4 X 30mm
x 24

9



Allen Key M4
x 01

10



Allen Key M6
x 01

REQUIRED TOOLS

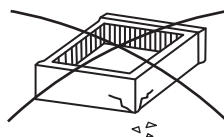
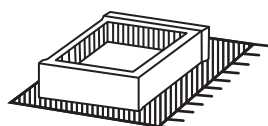
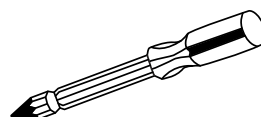
30 MINUTES



TWO PEOPLE



SCREWDRIVER



ASSEMBLY TIPS

1. Remove hardware from box and sort by size.
2. Please check to see that all hardware and parts are present prior of assembly.
3. Please follow attached instruction in the same sequence as numbered to ensure fast and easy assembly.

Before Getting Started

- Read the instructions carefully prior to assembling the product.
- Carefully remove all packaging materials and retain for future use.
- Choose a clean level, spacious assembly area.
- Avoid hard surfaces that may damage the product.
- Ensure that you have all required contents for complete assembly.
- Take care when Assemble the product in close proximity to where you intend to position the Item.
- Do not over tighten the screws and bolts and be careful using power tools as they may damage the threads.
- When you have finished assembling the product, place it on

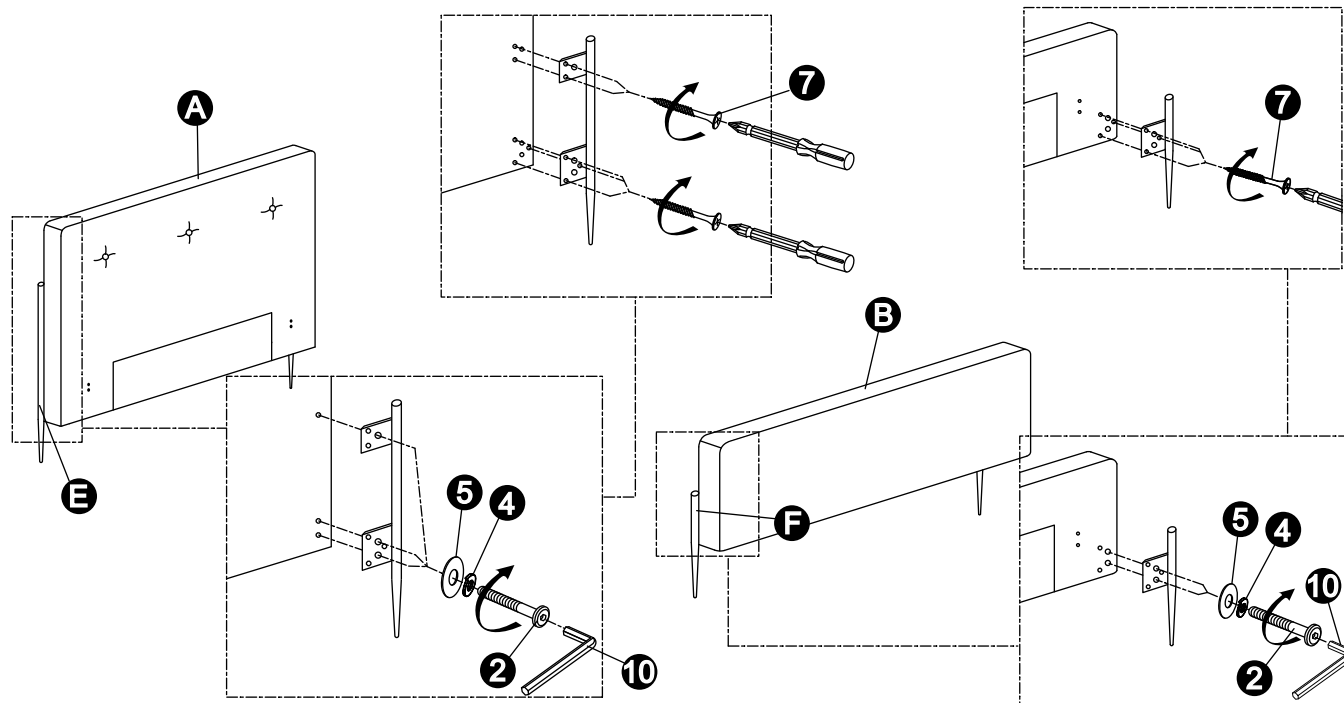
Cleaning & Maintenance

- Keep the product away from direct heat and sunlight.
- Prolonged exposure to heat sources may cause glazing, melting and scorching, or even cause color to fade.
- Regular vacuuming or light brushing helps to remove dirt and prevent soil build-up, which increases the appearance wear.
- Periodically (every 90 days) make sure that the screws are fully tightened.

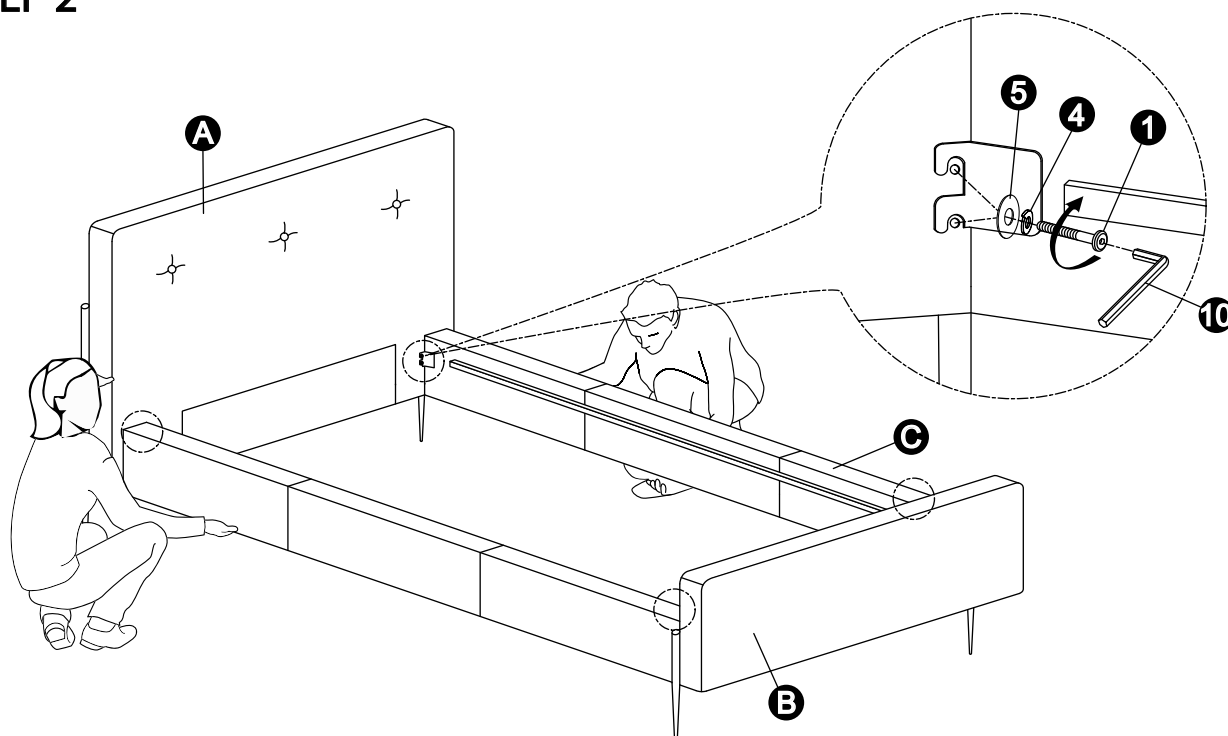
ARNOLD 3FT BED

Made Exclusively for **Harvey Norman**

STEP 1



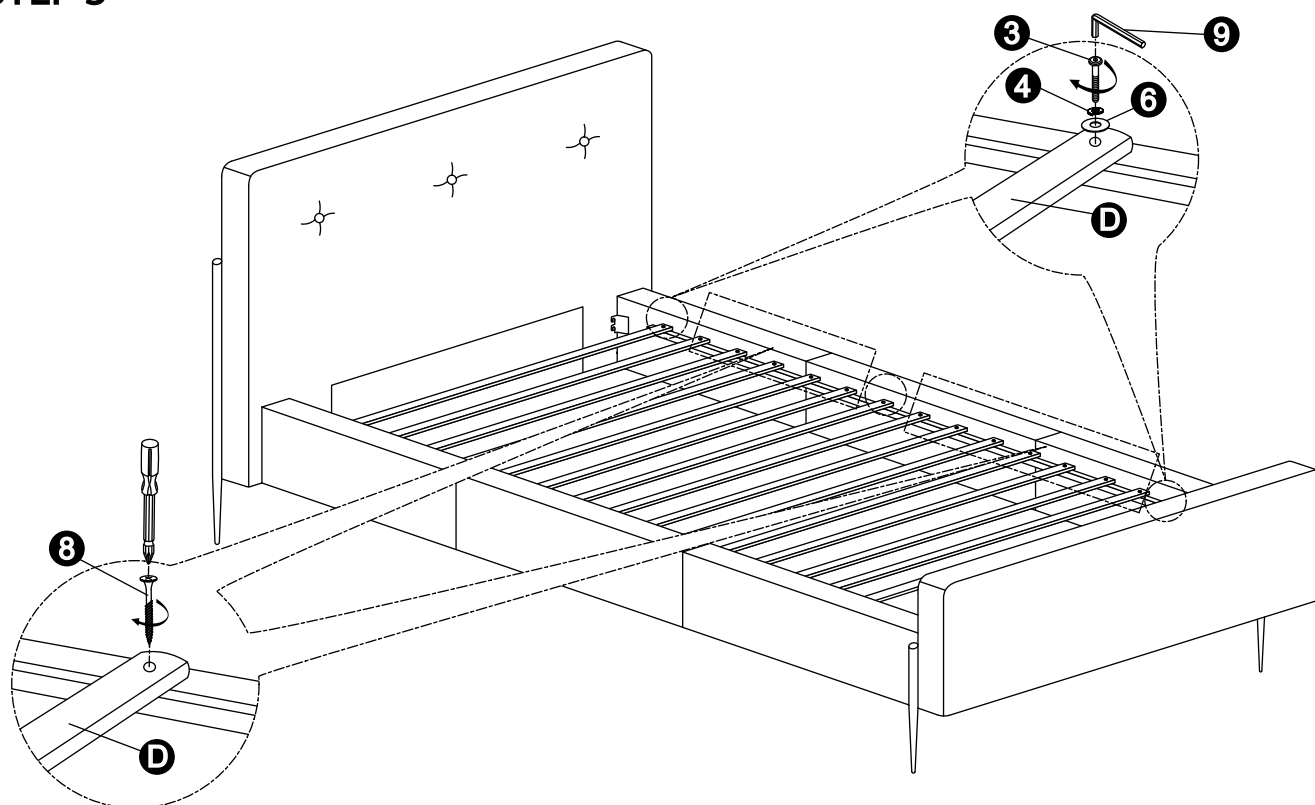
STEP 2



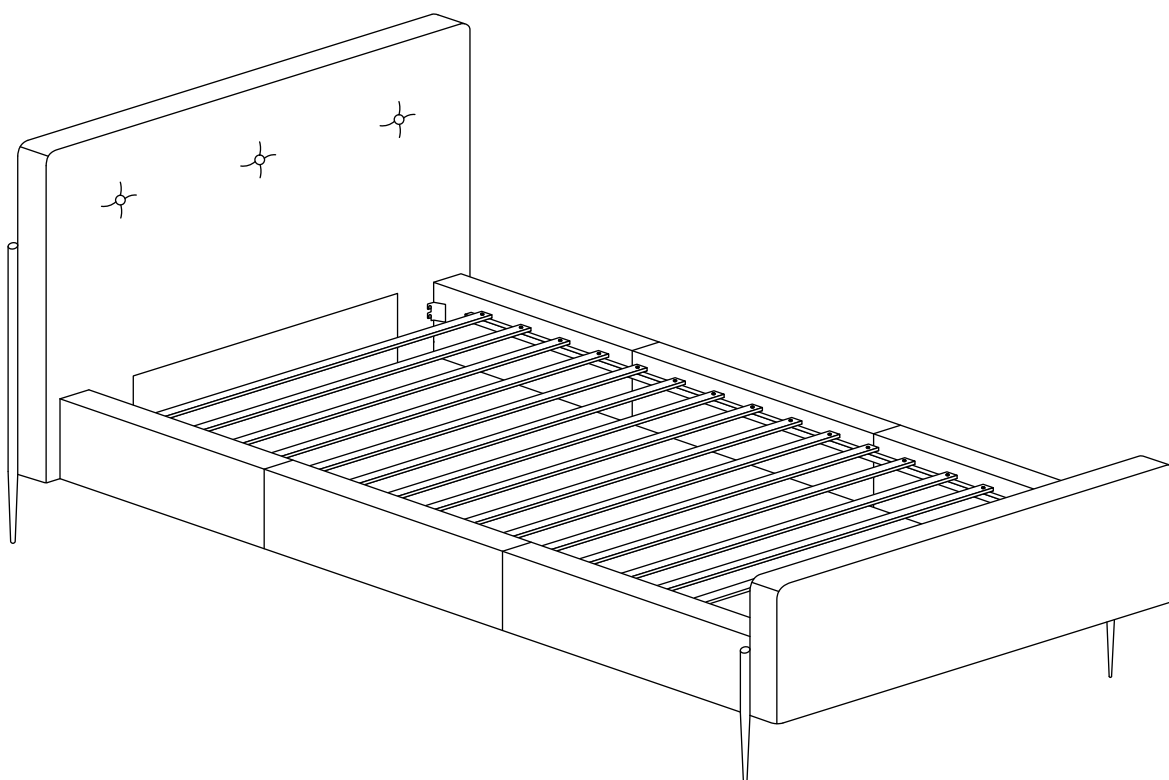
ARNOLD 3FT BED

Made Exclusively for **Harvey Norman**

STEP 3





Completed Assembly



ARNOLD 3FT BED

Made Exclusively for **Harvey Norman**

FINAL STEP



FOR TIPS ON HOW TO CARE FOR YOUR PIECE

Please refer to our Care & Maintenance Guide in stores and online